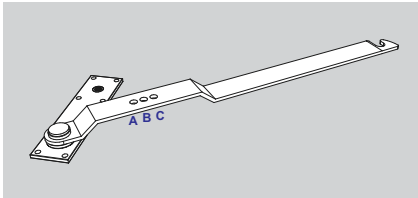
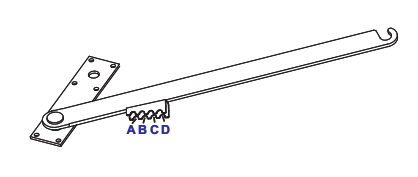


**M01ARLSX10**



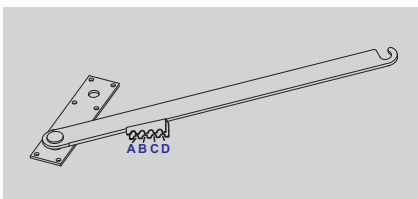
62kg < Bed Unit + Mattress + Desk Unit + Load on desk < 68kg → Position Pin A  
 68kg < < 78kg → Position Pin B  
 78kg < < 88kg → Position Pin C

**M02CLLSX12**



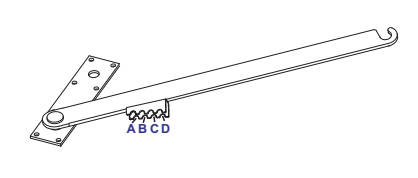
67kg < Bed unit + Mattress + Desk Unit + Load on desk < 77kg → Position Pin A  
 77kg < < 87kg → Position Pin B  
 87kg < < 93kg → Position Pin C

**M06CLLSF1010**



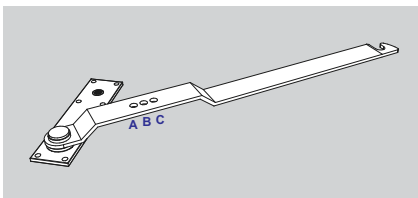
125 kg < Bed unit + Mattress + Desk Unit + Load on desk < 165 Kg → Position Pin A y D

**M07CLLSF12**



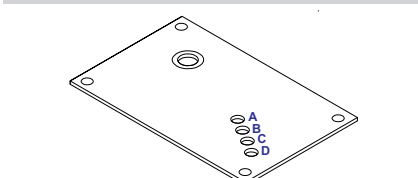
75 kg < Bed unit + Mattress + Desk Unit + Load on desk < 85 Kg → Position Pin A  
 85 kg < < 95 Kg → Position Pin B  
 95 kg < < 105 Kg → Position Pin C  
 105 kg < < 115 Kg → Position Pin D

**M09ERLVX025**



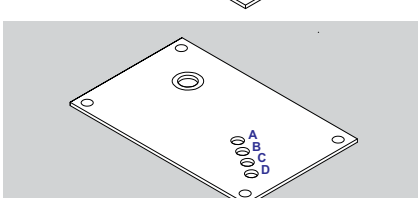
Pin Position C - For more load on table  
 Pin Position A - For less load on table

**M19BRLXF040**



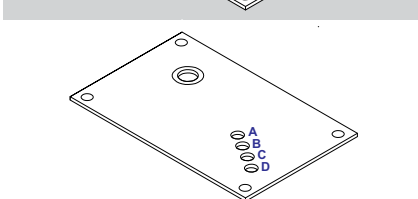
32kg < Bed unit + Mattress < 34kg → Position Pin A  
 34kg < < 36kg → Position Pin B  
 36kg < < 38kg → Position Pin C  
 38kg < < 40kg → Position Pin D

**M19BRLXF10**



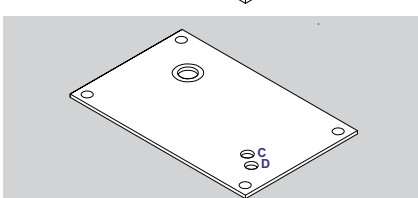
49kg < Bed unit + Mattress < 53kg → Position Pin A  
 53kg < < 57kg → Position Pin B  
 57kg < < 61kg → Position Pin C  
 61kg < < 65kg → Position Pin D

**M19BRLXF12**



52kg < Bed unit + Mattress < 62kg → Position Pin A  
 62kg < < 72kg → Position Pin B  
 72kg < < 82kg → Position Pin C  
 82kg < < 92kg → Position Pin D

**M19BRLXF15**



72kg < Bed unit + Mattress < 82kg → Position Pin C  
 82kg < < 92kg → Position Pin D