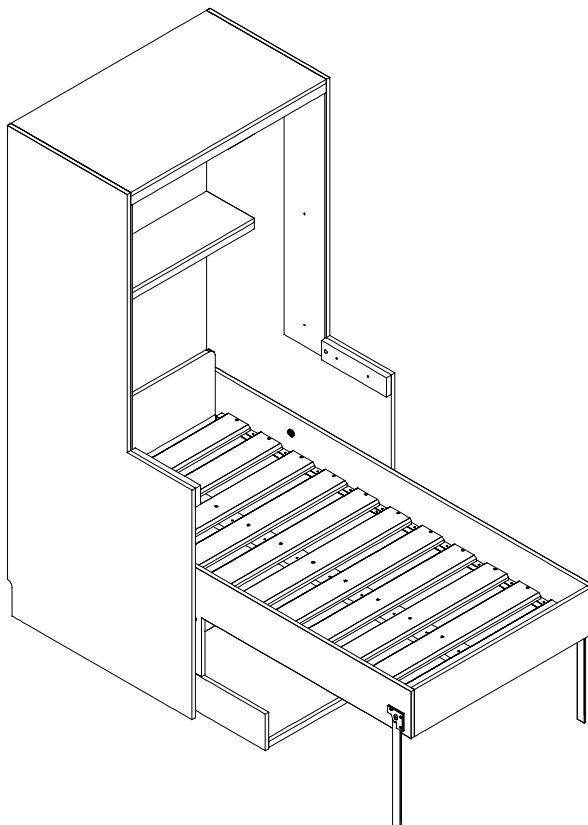
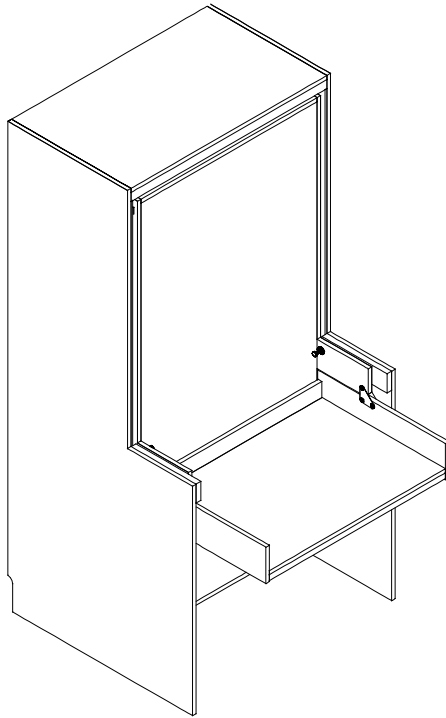


# Hiddenbed ™



MAJESTIC  
2000 X 1200

## PRODUCTION DRAWINGS - MODEL MAJESTIC

### TD 11 MA 1200 x 2000 PPU

All rights reserved.

Important Measurements (unit: milimeters)	Longitudinal Parts Lenght Largo Partes Longitudinales	
	Mattress lodge Alojamiento colchón 2000 X 1200	Mattress Support Soporte Colchón
Bedrail Thickness 2 x 18 Espesor Largueros		36
Mechanism Clearance Luz para Mecanismo 32 x 2		64
Shelves Estantes		1300
Low Stretcher Separador Inferior		1300

#### Drawings Index Indice de Planos

A - Parts List: Body, Bed and Desk	/	Lista de Partes: Body, Bed and Desk
B - Desk Position	/	Posición Escritorio
C - Bed Position	/	Posición Cama
S - Furniture Screws	/	Tornillos para el Mueble
M - Mechanism	/	Mecanismo



Technical drawing suggested.

They may change according to national safety regulations.

Manufacturer must assure the correct assembly of all parts.

Remember! reference for drilling are centers.

Planos sugeridos.

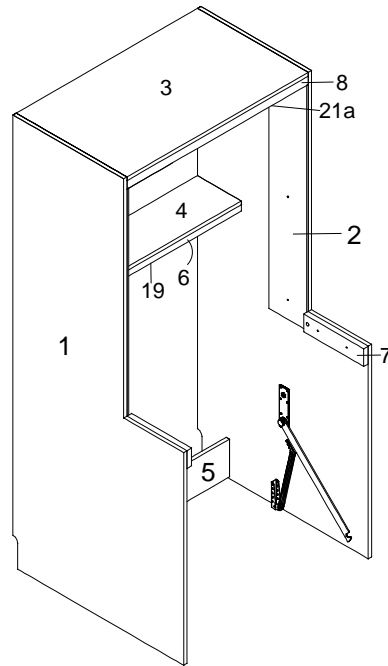
Pueden cambiar según las normas nacionales de seguridad.

El fabricante debe asegurar el correcto ensamblaje de las partes.

Nota! la referencia de las perforaciones es a los centros.

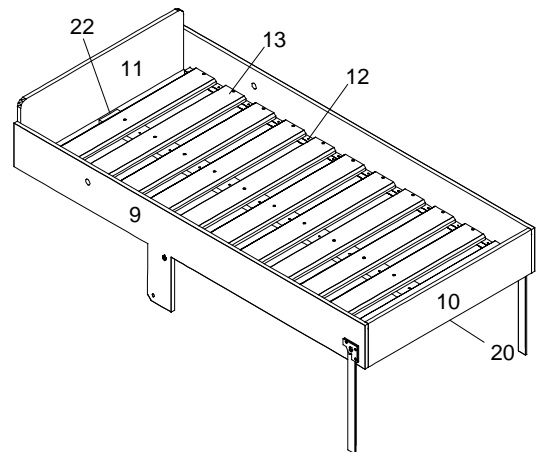
**Body Parts List/ Lista de partes**

Part N° N° de Pieza	Name Nombre	Qty. Cant.
1	Body Side L/R	2
2	Inner Body Side	2
3	Body Top	1
4	Shelf	2
5	Bottom Stretcher	1
6	Shelves Concealer	2
7	Concealer	2
8	Top Stretcher	2
19	Shelf Tube	4
21a	Stop	2



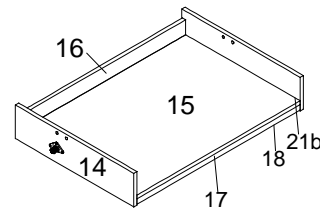
**Bed Parts List/ Lista de partes**

9	Bed Side	2
10	Bed Feet	1
11	Bed Head	1
12	Slats Cleats	2
13	Bed Slats	9
20	Bed Cover	1
22	Slat Cleat B	1



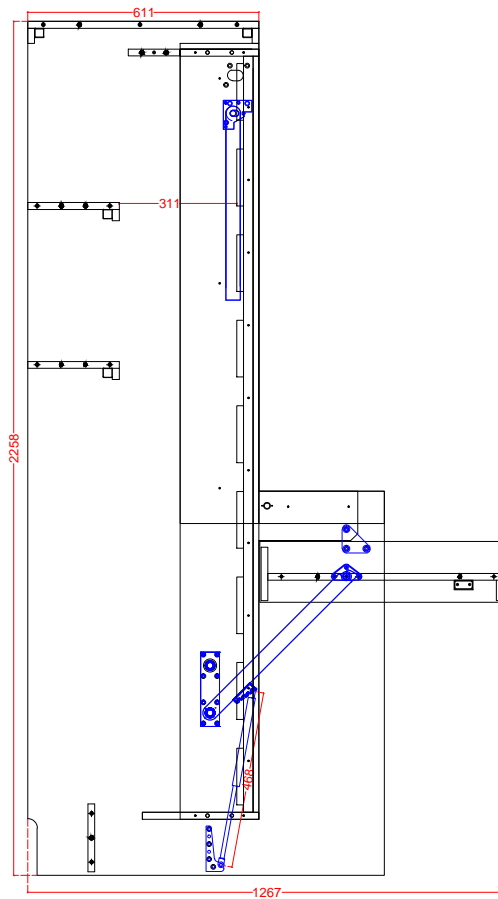
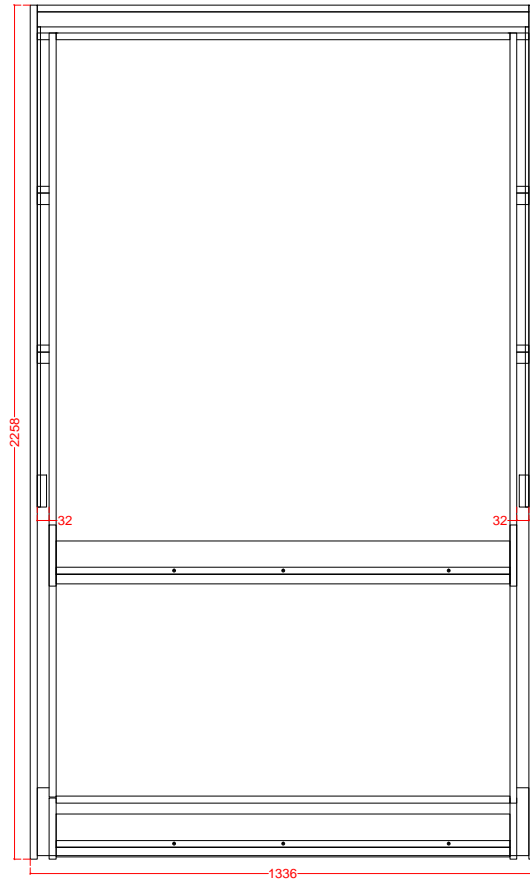
**Desk Parts List/ Lista de partes**

14	Desk Side	2
15	Desk Top	1
16	Desk Back	1
17	Desk Tube Cover	1
18	Desk Tube	1
21b	Wood Plug	2



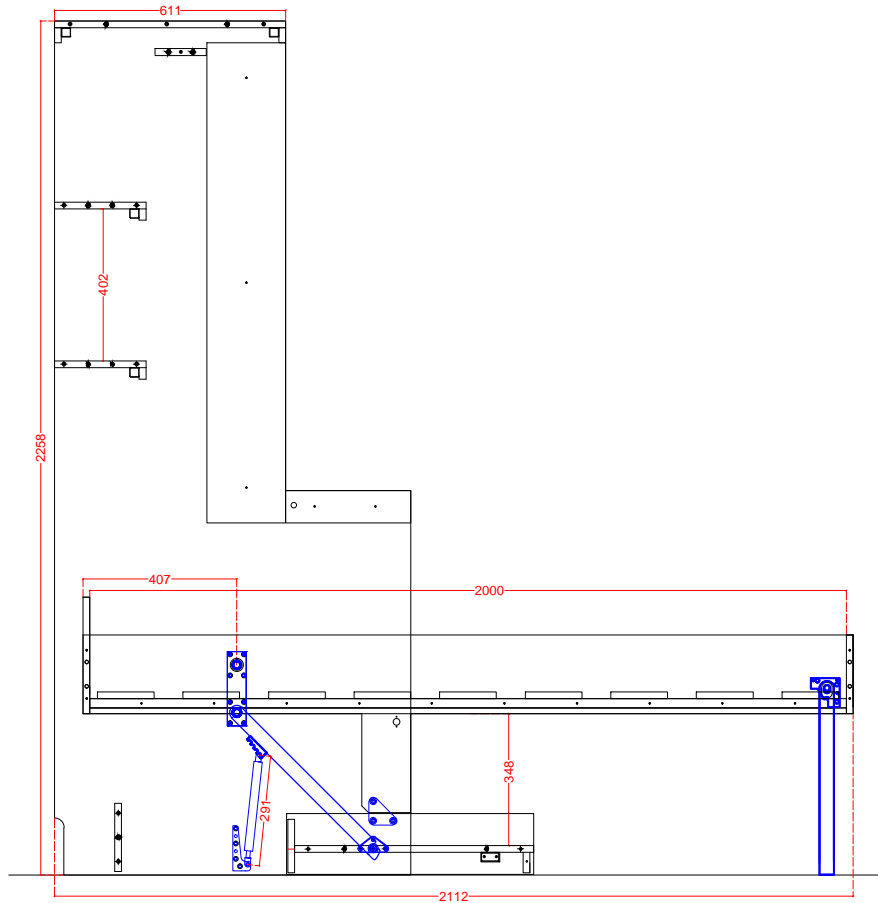
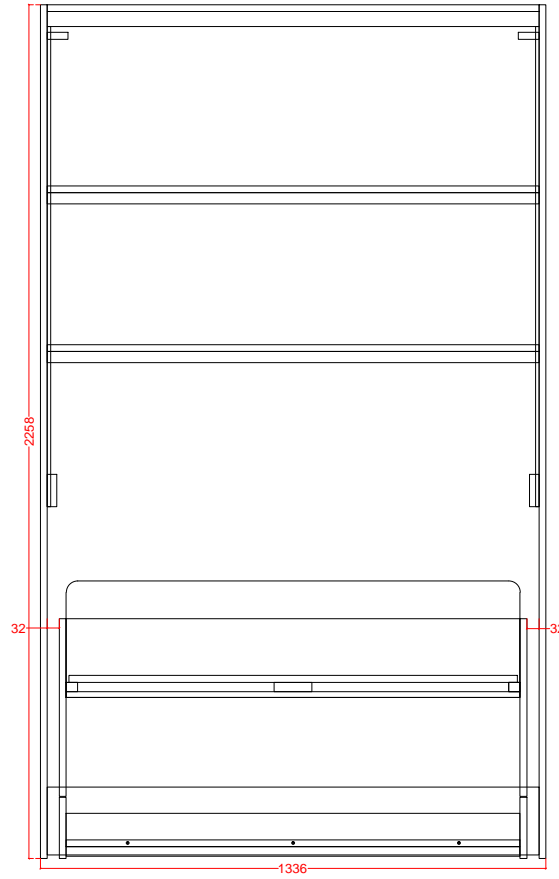
# DESK POSITION

TD 11 MA 1200 x 2000 PPU



# BED POSITION

TD 11 MA 1200 x 2000 PPU



CONFIDENTIAL DRAWINGS  
ALL REPRODUCTION PROHIBITED

**Hiddenbed**™ PATENTED SYSTEM  
© HIDDENBED 2003

DATE  
FECHA

14/02/2019



CODE NUMBER  
Nº DE CÓDIGO

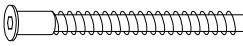
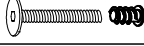
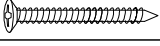





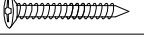

TD 11 MA 1200 x 2000 PPU









PART Nº  
Nº DE PARTE

C

Manufacturer to verify adequate drilling diameter and depth for screw or dowel length in every place.  
 El fabricante deberá verificar el adecuado diámetro y profundidad de las perforaciones para cada tornillo o tarugo.

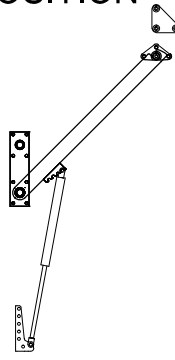
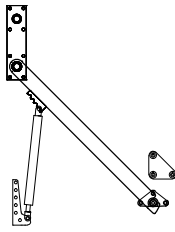
-  Drill to drive a screw position
-  Drill for screw through position.

Name	Code	Dimension	Quantity	Sketch
Confirmat	H2	7 x 70	41	
Round Head Allen & T nut	H12	6 x 30	6	
Screw, Ph Head	H10	4,5 x 45	20	
Screw, Ph head	H9	4,5x20	8	
Flat Head Allen & T nut	H11	6 x 15	24	
Dowel		10 x 30	34	
Screw, Ph head	H4	3,5 x 16	4	
Screw, Ph head	H14	4,5x35	91	
Minifix	H44	REFERENCE HAFFLE'S 262.17.710 AND 262.28.029	4	

Drawing	Screw	Quantity
1	H2 H11	20 24
2	H9	6
3	 H14	4 8
4		8
5		2
6	H14	8
7	H14	4
8	---	---
9	H2 H4 H12	8 4 6
10		4
11		4
12	H10	20
13	H14	27
14	H2 H9	10 2
15		4
16	H2	3
17	H44	4
18	---	---
19	H14	16
20	H14	24
21	H14 	4 4
22		4
	TOTAL	232

BED POSITION

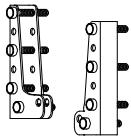
DESK POSITION



MECHANISM FIXING

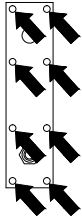
S2 SCREWS RESUME:  
(INCLUDED IN S1)

Carapaces



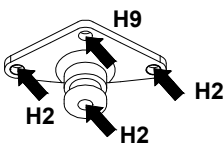
Name	Code	Dimension	Quantity	Sketch
Flat Head Allen & T nut	H11	6 x 15	8	

Plate



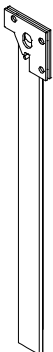
Name	Code	Dimension	Quantity	Sketch
Flat Head Allen & T nut	H11	6 x 15	16	

Tribearer

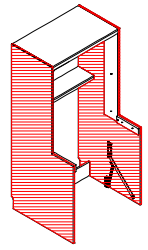


Name	Code	Dimension	Quantity	Sketch
Screw, Ph head	H9	4,5x20	2	
Confirmat	H2	7 x 70	6	

Leg



Name	Code	Dimension	Quantity	Sketch
Round Head Allen & T nut	H12	6 x 30	6	

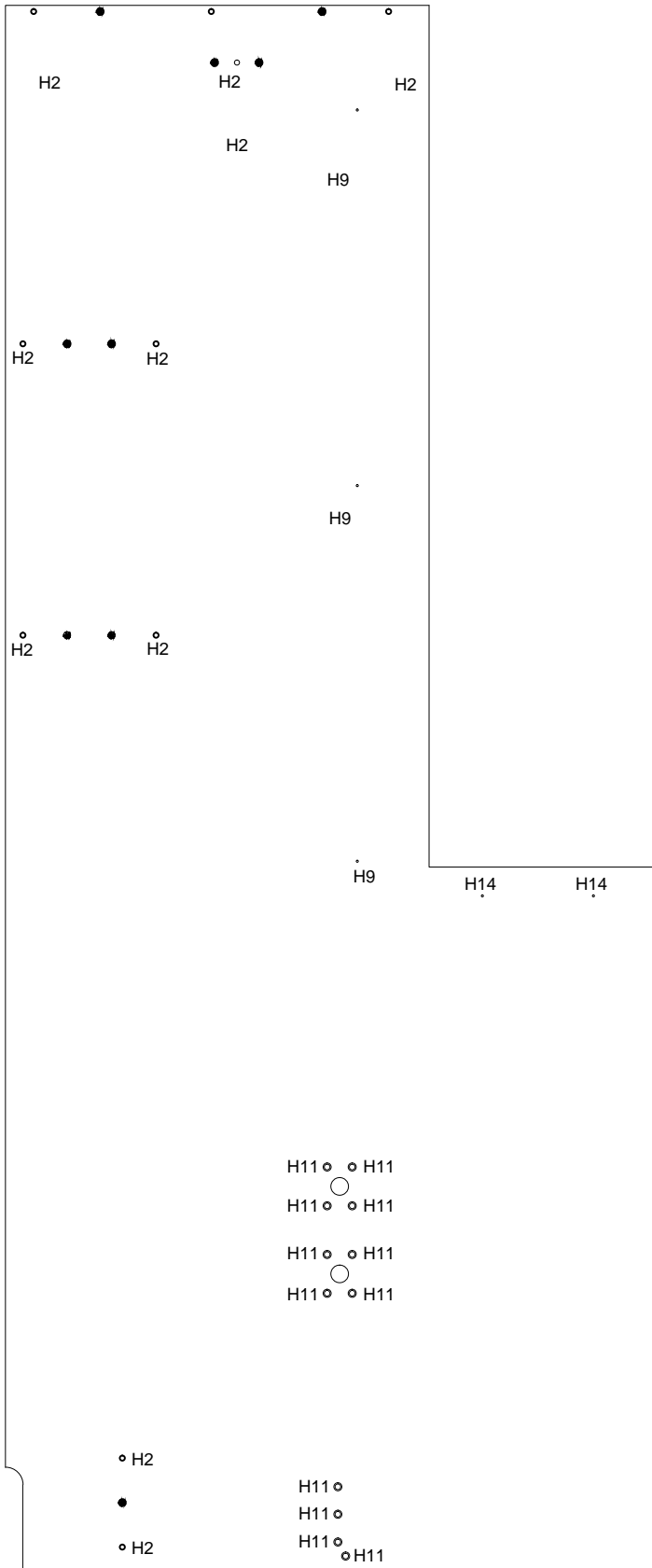


Part: Body Side (1)

Material: MDF

Thick: 18mm

Quantity: 2



SCREW HEADS

H2 10 X 2

H11 12 x 2

PERFORATION

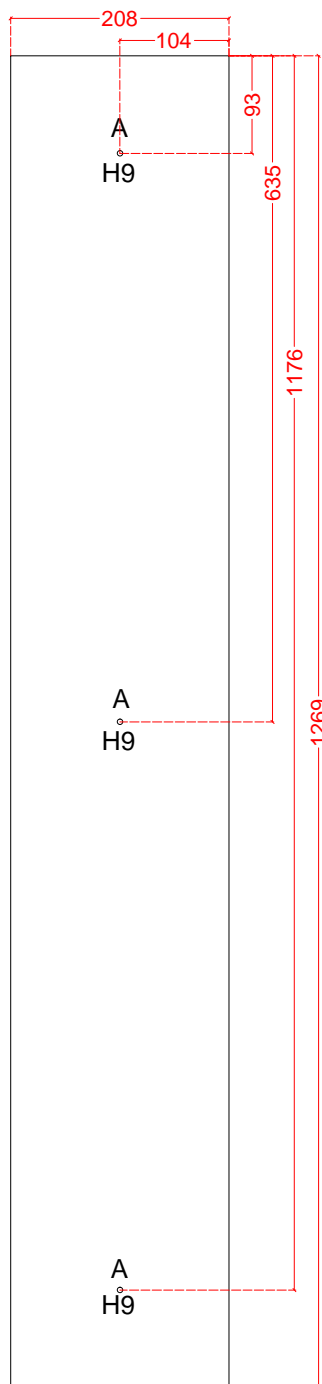
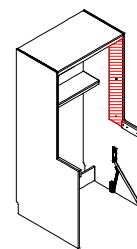
**Hiddenbed**™  
 PATENTED SYSTEM  
 © HIDDENBED 2003

CONFIDENTIAL DRAWINGS  
 ALL REPRODUCTION PROHIBITED

Date: 14/02/2019







Part:Inner Body Side(2)

Material: MDF

Thick: 9 mm

Quantity: 2

SCREW HEADS

H9 3 X 2

PERFORATION

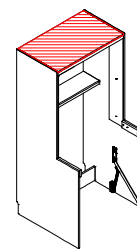
A	5	PASS
---	---	------

**Hiddenbed**™

PATENTED SYSTEM  
© HIDDENBED 2003

CONFIDENTIAL DRAWINGS  
ALL REPRODUCTION PROHIBITED

Date: 14/02/2019



Part: Body Top (3)

Material: MDF

Thick: 18mm

Quantity: 1

SCREW HEADS

H14 8

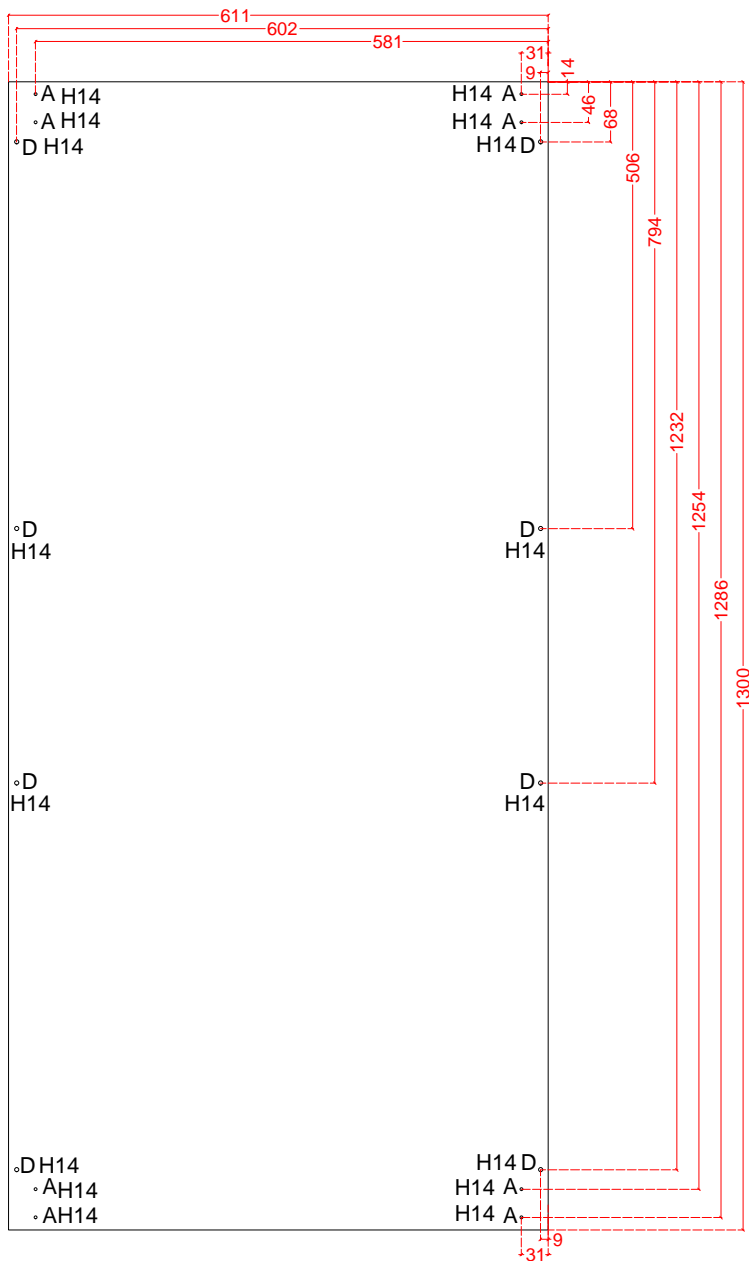
 4

PERFORATION

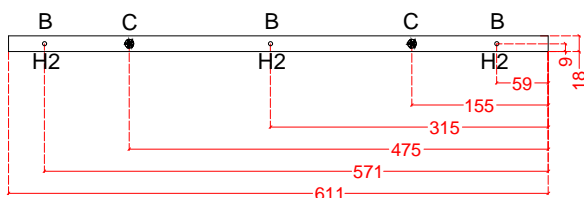
A	3	2
B	5.5	70
C	10	22
D	5	PASS

FRONT 

VISTA INFERIOR  
BOTTOM VIEW



BOTH ENDS  
AMBOS EXTREMOS



Hiddenbed 

PATENTED SYSTEM  
© HIDDENBED 2003

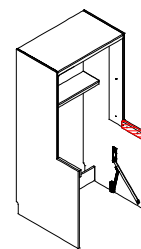
CONFIDENTIAL DRAWINGS  
ALL REPRODUCTION PROHIBITED

Date: 14/02/2019







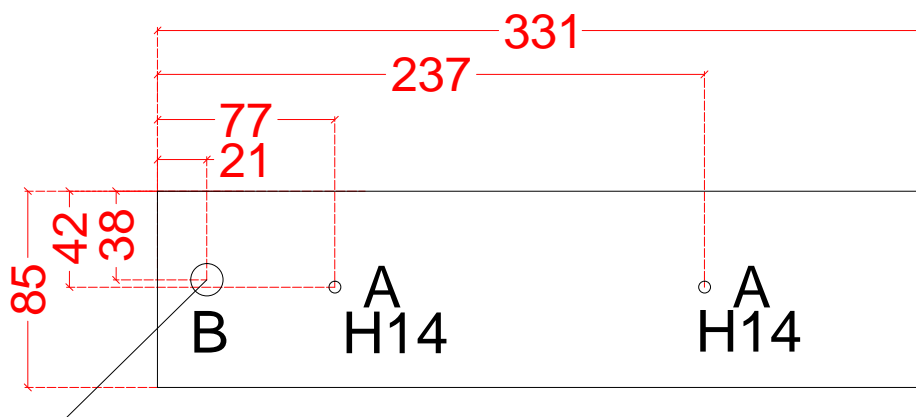


Part: Concealer (7)

Material: MDF

Thick: 25mm

Quantity: 2



for  
clasp

SCREW HEADS

H14 2 X 2

PERFORATION

A	5	PASS
B	14	PASS

**Hiddenbed** 

PATENTED SYSTEM  
© HIDDENBED 2003

CONFIDENTIAL DRAWINGS  
ALL REPRODUCTION PROHIBITED

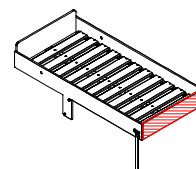
Date: 14/02/2019












Part: Bed Feet (10)

Material: MDF

Thick: 18mm

Quantity: 1

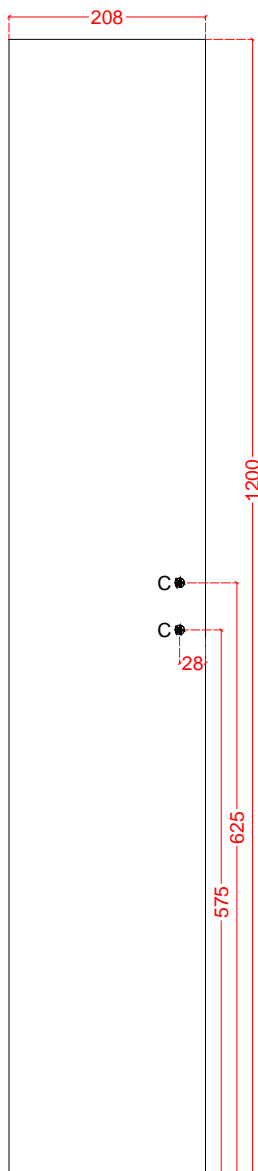
SCREW HEADS



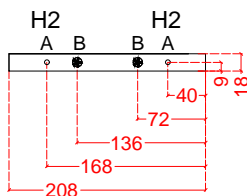
PERFORATION

A	5.5	70
B	10	22
C	10	10

TOP



BOTH ENDS  
AMBOS EXTREMOS

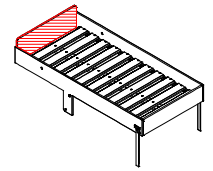


**Hiddenbed**

PATENTED SYSTEM  
© HIDDENBED 2003

CONFIDENTIAL DRAWINGS  
ALL REPRODUCTION PROHIBITED

Date: 14/02/2019



Part: Bed Head (11)

Material: MDF

Thick: 18mm

Quantity: 1

SCREW HEADS

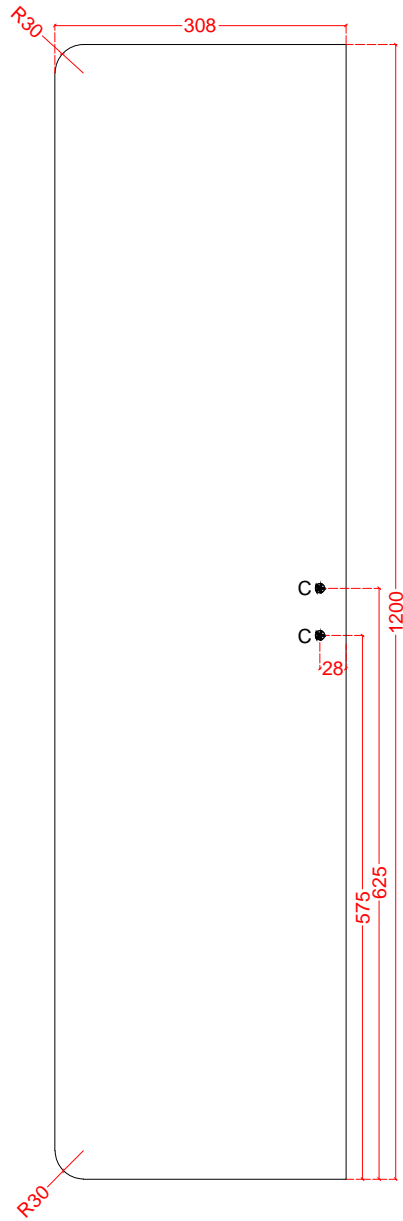


4

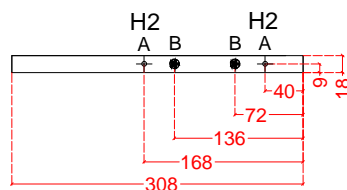
PERFORATION

A	5.5	70
B	10	22
C	10	10

TOP



BOTH ENDS  
AMBOS EXTREMOS



**Hiddenbed**

PATENTED SYSTEM  
© HIDDENBED 2003

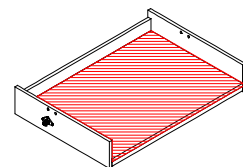
CONFIDENTIAL DRAWINGS  
ALL REPRODUCTION PROHIBITED

Date: 14/02/2019









Part: Desk Top (15)

Material: MDF

Thick: 18mm

Quantity: 1

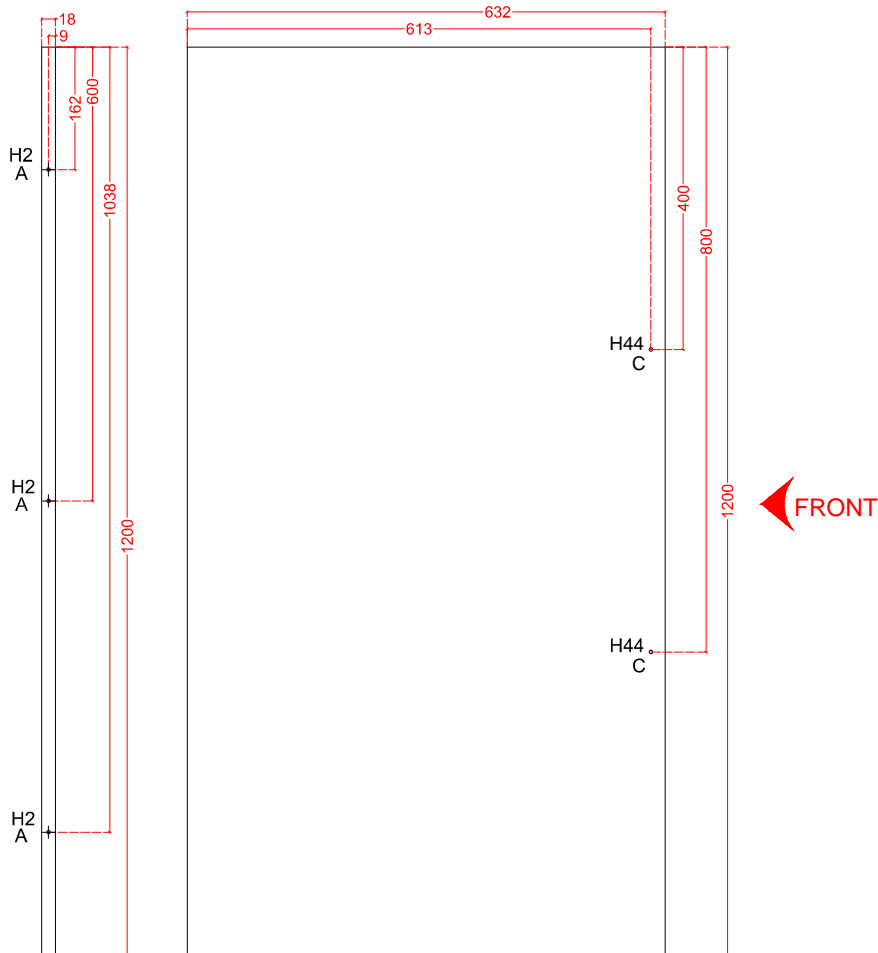
SCREW HEADS



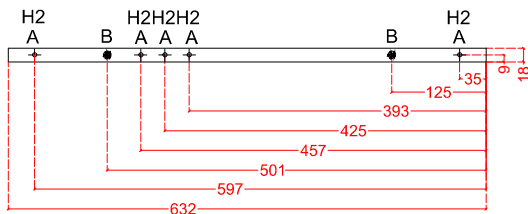
4

PERFORATION

A	5.5	70
B	10	22
C	5	12



BOTH ENDS  
AMBOS EXTREMOS



Hiddenbed ™

PATENTED SYSTEM  
© HIDDENBED 2003

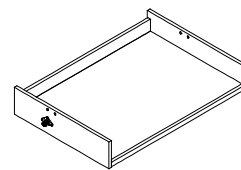
CONFIDENTIAL DRAWINGS  
ALL REPRODUCTION PROHIBITED

Date: 14/02/2019







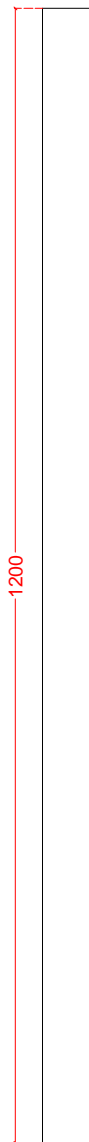


Part: Desk Tube (18)

Material: Steel Tube

Thick: 25 x 50 x 1.6

Quantity: 1



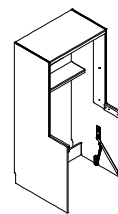
SCREW HEADS

PERFORATION

**Hiddenbed**™  
PATENTED SYSTEM  
© HIDDENBED 2003

CONFIDENTIAL DRAWINGS  
ALL REPRODUCTION PROHIBITED

Date: 14/02/2019

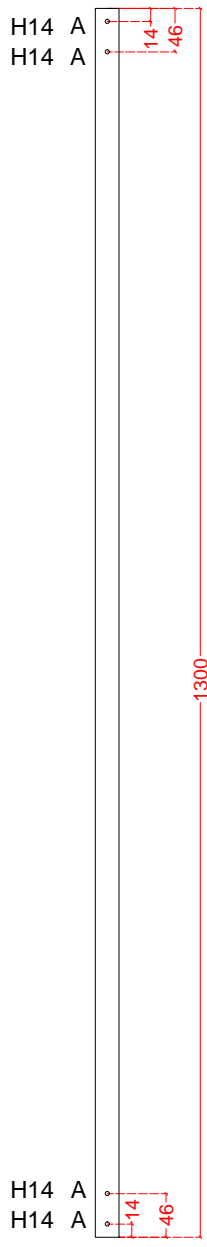


Part: Shelf Stiffener (19)

Material: Steel Tube

Thick: 25 x 25 x 1.6

Quantity: 4



SCREW HEADS

H14	4x4
-----	-----

PERFORATION

A	5	PASS
---	---	------

**Hiddenbed**™

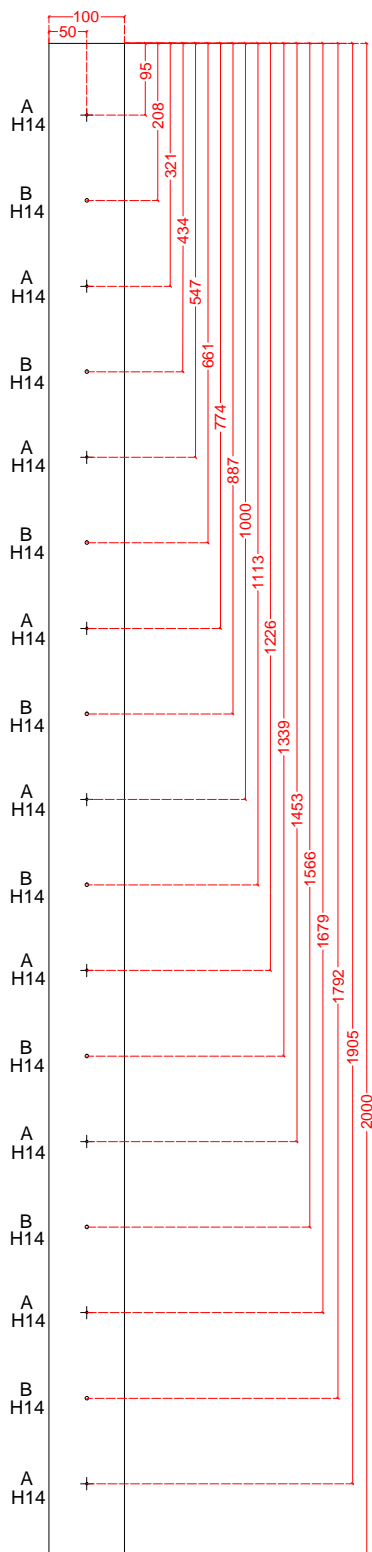
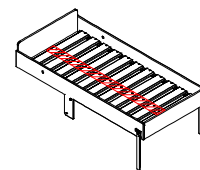
PATENTED SYSTEM  
© HIDDENBED 2003

CONFIDENTIAL DRAWINGS  
ALL REPRODUCTION PROHIBITED

Date: 14/02/2019







Part: Side Cleat B (22)

Material: MDF

Thick: 25mm

Quantity: 1

SCREW HEADS



4

PERFORATION

A	3	2
B	5	PASS
C	10	22

**Hiddenbed**™

PATENTED SYSTEM  
© HIDDENBED 2003

CONFIDENTIAL DRAWINGS  
ALL REPRODUCTION PROHIBITED

Date: 14/02/2019

MANUFACTURING DATA FICHA FABRICACIÓN	
DATE FECHA	COMPANY NAME EMPRESA
CITY CIUDAD	COMPANY CONTACT CONTACTO FABRICA
ADDRESS DIRECCION	EMAIL
TEL	RESPONSABLE R&D
PICTURES IMAGENES	