

# MÖBEL

FURNITURE MEUBLES



EKU CLIPO®

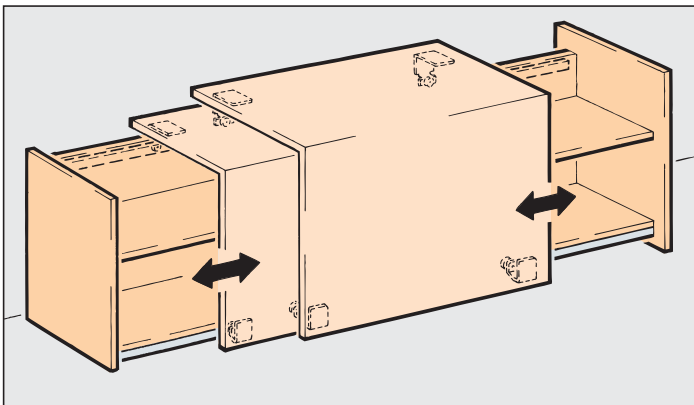
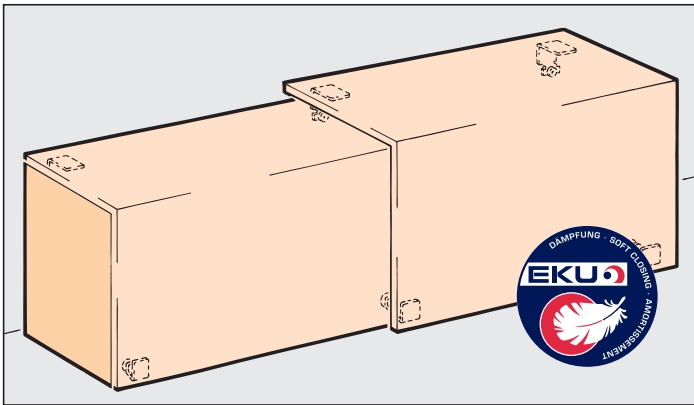
EKU COMBINO®

Schiebetechnik für Möbel

Sliding technique for furniture

Technique de coulisse pour meubles

**EKU**   
Sliding Solutions

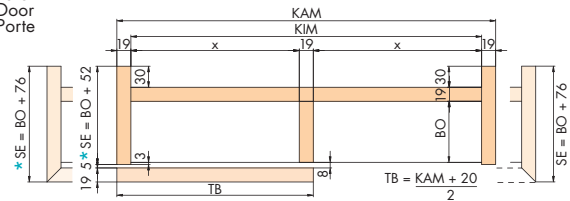


**System Laufschiene aufgeschraubt, für 1-3 Holztüren bis 40 kg.  
Design Winkeltüren**

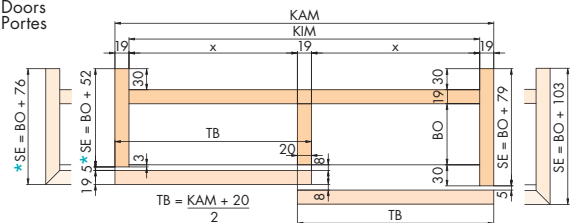
System running track screwed on, for 1-3 wooden doors up to 40 kg.  
Design angled doors

Rail de roulement vissé en applique, pour 1-3 portes en bois jusqu'à 40 kg.  
Design portes angulaires

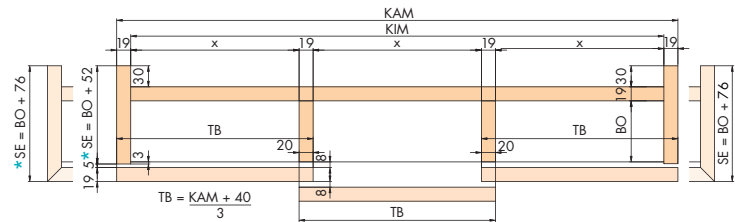
**1** Türe  
Door  
Porte



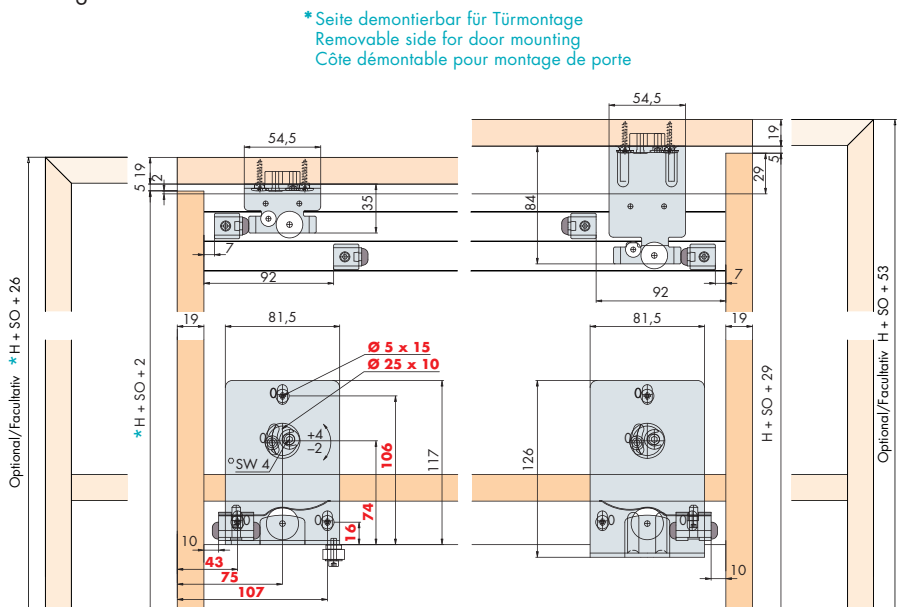
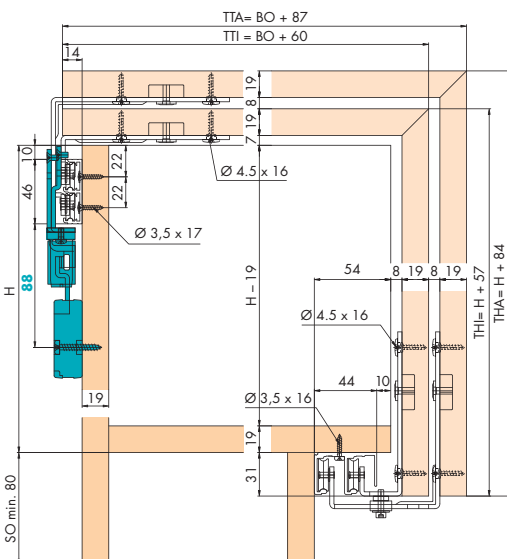
**2** Türen  
Doors  
Portes



**3** Türen  
Doors  
Portes

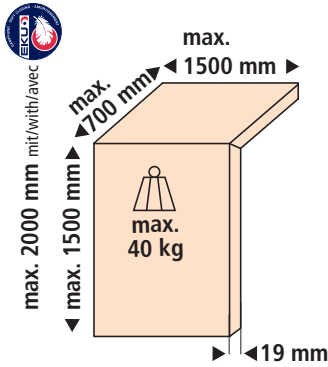


**Einbaubeispiele / Mounting examples / Exemples de montage**



\*Seite demontierbar für Türmontage  
Removable side for door mounting  
Côte démontable pour montage de porte

Dämpfung optional / Soft closing optional / Amortissement facultatif 90/91  
Türbearbeitung = rote Zahlen / Door treatment = red numbers / Traitement de portes = numéros en rouge



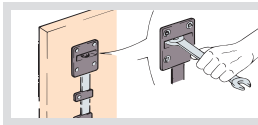
**Türgewichte**  
Panel weights  
Poids de portes **95**

**Garnituren / Sets / Garnitures**

**1** Türe / Door / Porte **No. 056.3160.071**

**2** Türen / Doors / Portes **No. 056.3160.072**

**3** Türen / Doors / Portes **No. 056.3160.073**

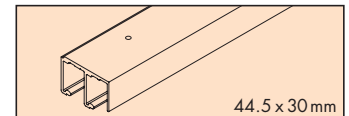


**Bei Türhöhen > 800 mm wird der Einsatz des Ausrichtbeschlages □ 94 empfohlen**  
It is recommended to use the straightening fitting □ 94 for door heights > 800 mm  
Pour hauteurs de portes > 800 mm, il est recommandable d'utiliser une ferrure d'alignement □ 94

**Zubehör / Accessories / Accessoires**

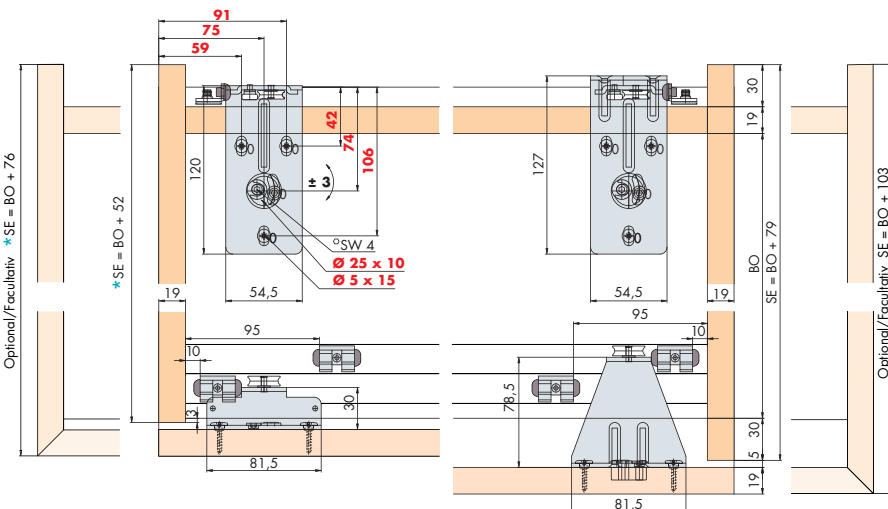
**Doppelaufschiene, Alu, eloxiert, gelocht**  
Dual running track, aluminium, anodized, pre-drilled  
Rail de roulement double, en alu, anodisé, perforé

Gr./Size	Art. No.
2500 mm	056.3149.250
3500 mm	056.3149.350
6000 mm	056.3149.600*

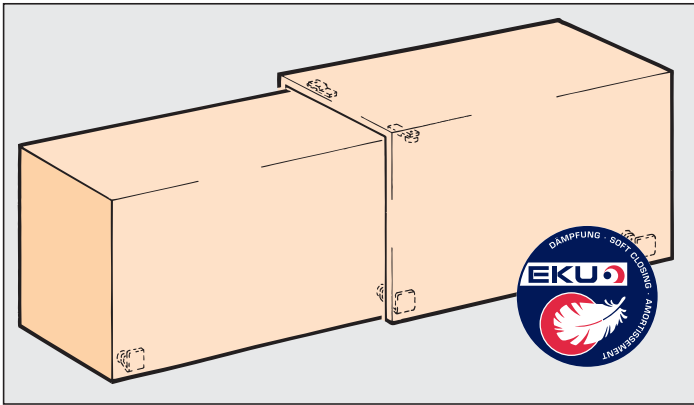


**Doppelführungsschiene, Alu, eloxiert, gelocht**  
Dual guide track, aluminium, anodized, pre-drilled  
Rail de guidage double, en alu, anodisé, perforé

2500 mm	056.3148.250
3500 mm	056.3148.350
6000 mm	056.3148.600*



\* min. 60 m



**System Laufschiene aufgeschraubt, für 1-2 Holztüren bis 50 kg.**

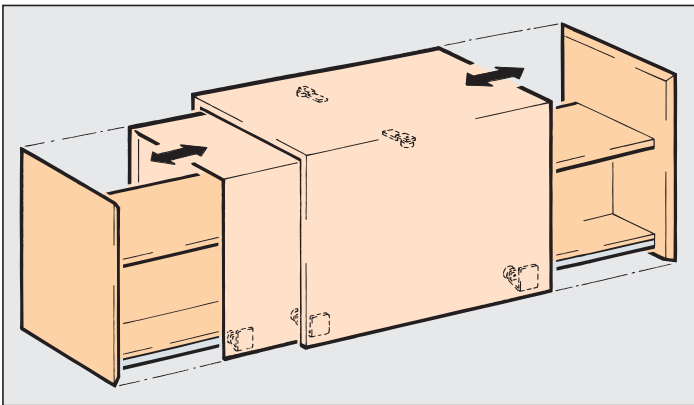
**Design Umlaufende Türen (U-förmig)**

System running track screwed on, for 1-2 wooden doors up to 50 kg.

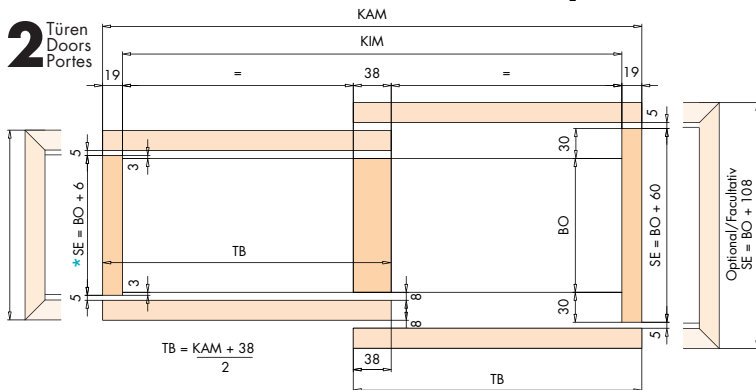
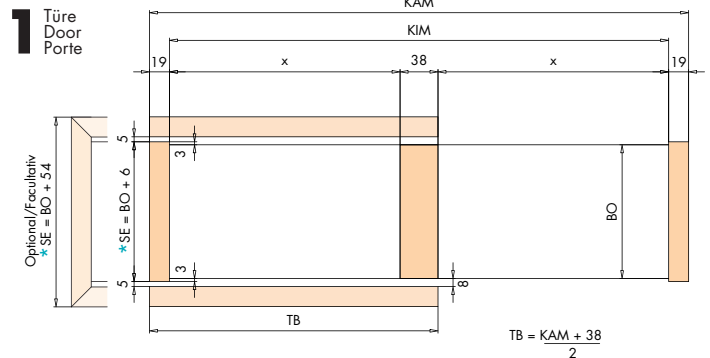
Design surrounding door (U-shaped)

Rail de roulement vissé en applique, pour 1-2 portes en bois jusqu'à 50 kg.

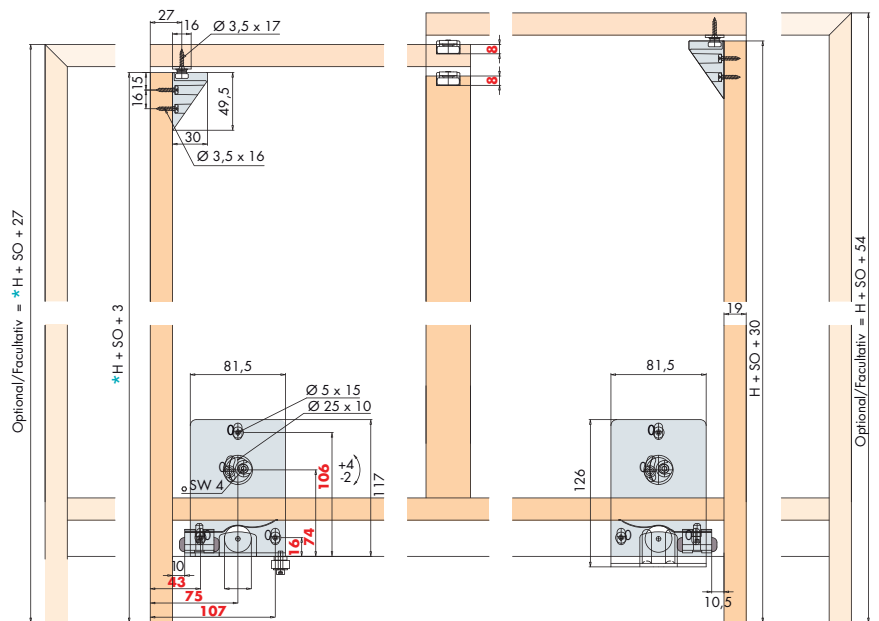
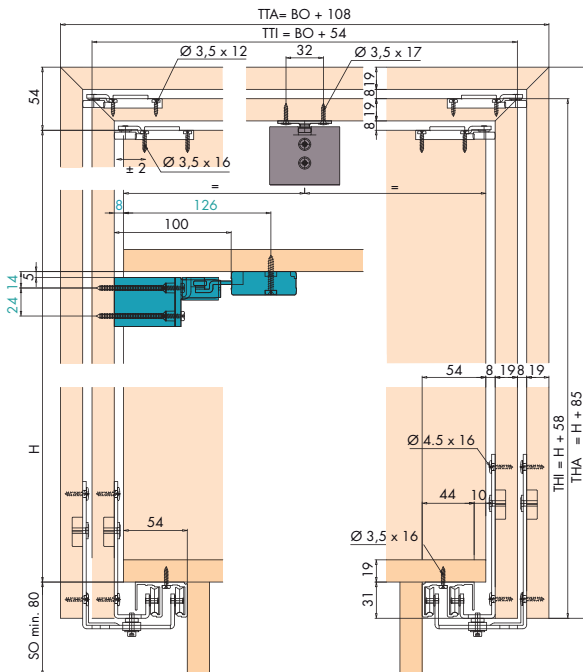
Design portes sur quatre côtés (en forme U)



\*Seite demontierbar für Türmontage  
Removable side for door mounting  
Côte démontable pour montage de porte



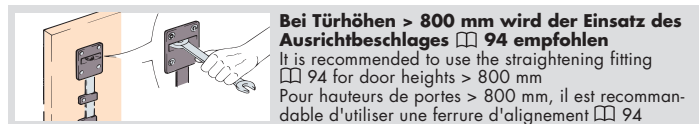
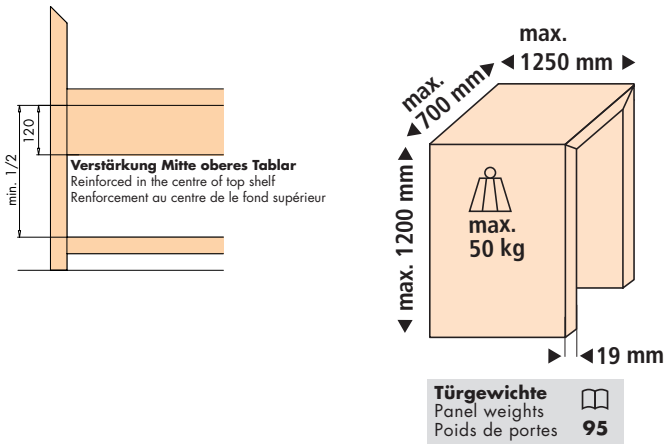
**Einbaubeispiele / Mounting examples / Exemples de montage**



Dämpfung optional / Soft closing optional / Amortissement facultatif 90/91

Türbearbeitung = rote Zahlen / Door treatment = red numbers / Traitement de portes = numéros en rouge

**Einbaubeispiel / Mounting**  
 exemples / Exemples de montage



**Garnituren / Sets / Garnitures**

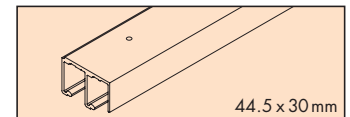
<b>1</b> Türe Door Porte	<b>No. 056.3161.071</b>	
	4x	4x 2x
	1x	1x

<b>2</b> Türen Doors Portes	<b>No. 056.3161.072</b>	
	4x	4x
	8x 4x	2x
	2x	2x

**Zubehör / Accessories / Accessoires**

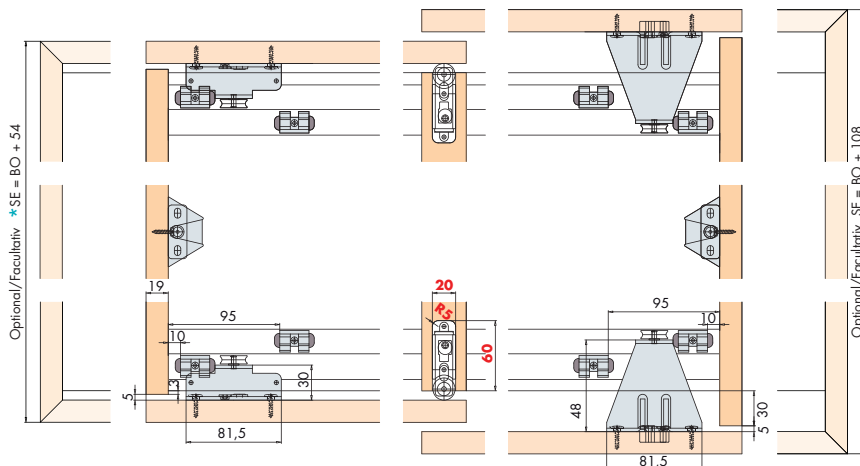
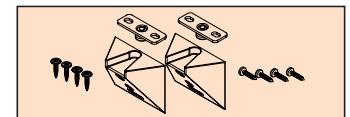
**Doppelaufschiene, Alu, eloxiert, gelocht**  
 Dual running track, aluminium, anodized, pre-drilled  
 Rail de roulement double, en alu, anodisé, perforé

Gr./Size	Art. No.
2500 mm	056.3149.250
3500 mm	056.3149.350
6000 mm	056.3149.600*



**Zentrier-Set zu EKU-COMBINO U 50, bei Ausführung ohne Gehrungsschnitte**  
 Centring set for EKU COMBINO U 50, with version without mitre cuts  
 Kit de centrage pour EKU COMBINO U 50, pour version sans coupes d'onglet

1 x 056.3172.071



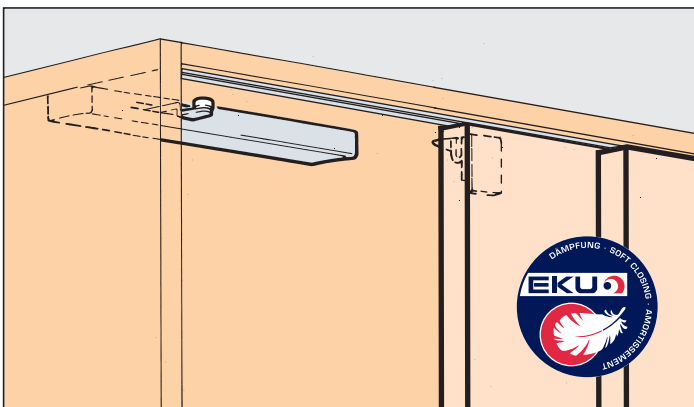
\* min. 60 m



**System Dämpfung für leisen und sanften Schiebekomfort, bei 2-türigen Schränken mit Holz- oder Alurahmentüren. Design Kunststoffgehäuse grau mit optionaler Alublende**

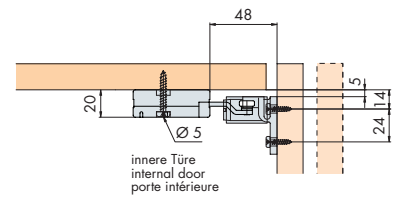
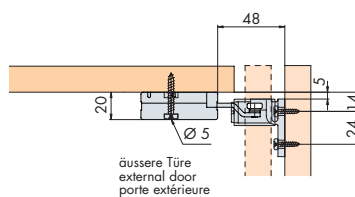
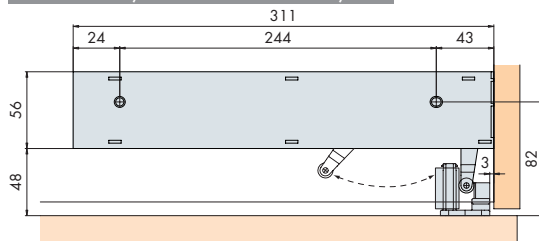
System Soft closing system for quiet and gentle sliding comfort, for cabinets with 2 wooden or aluminium framed doors. Design plastic cage grey with optional aluminium fascia

Système Amortissement pour un confort de coulisse doux et silencieux pour armoires à 2 portes en bois ou à cadre en alu. Design boîte en plastique gris avec cadre en alu facultative

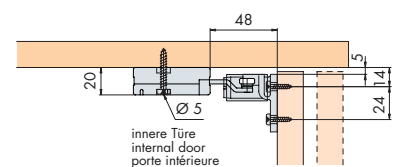
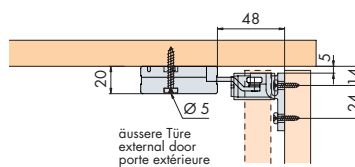
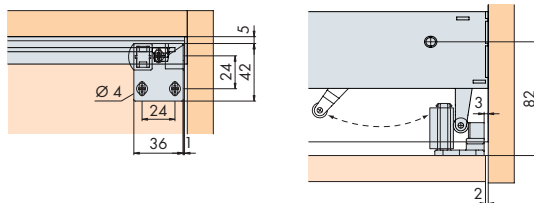


## Einbaubeispiele / Mounting examples / Exemples de montage

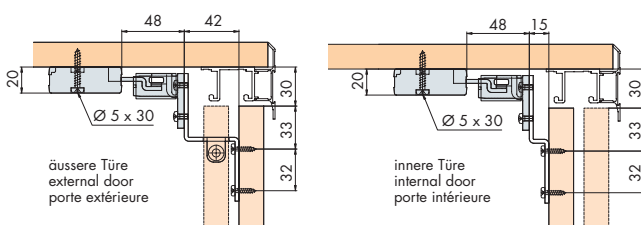
### EKU CLIPO/EKU COMBINO VF/MF



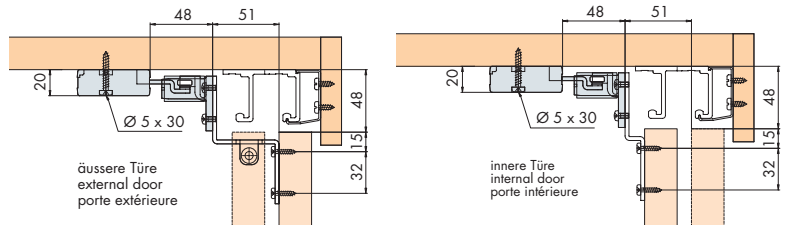
### EKU CLIPO IF/MF



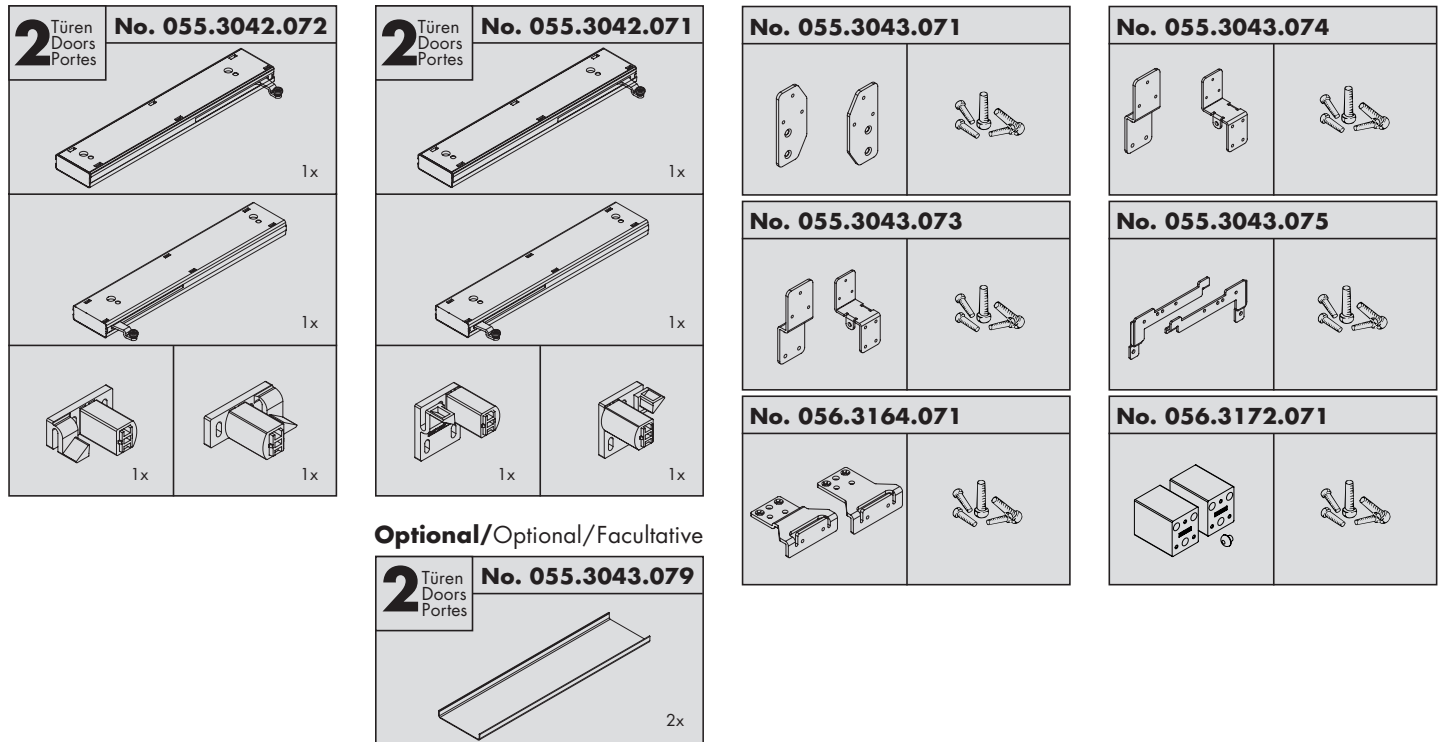
### EKU COMBINO 20/35 V IF/MF



### EKU COMBINO 60 IF/MF



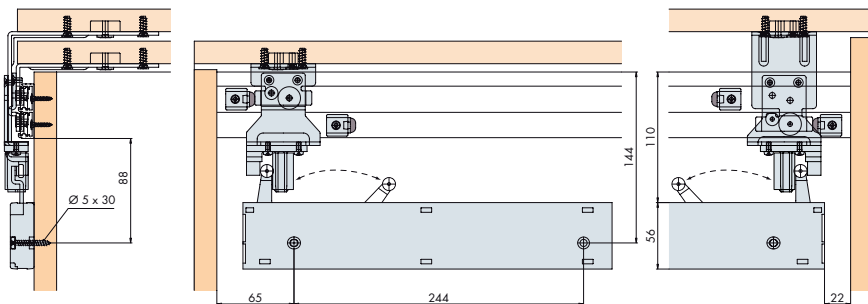
## Garnituren / Sets / Garnitures



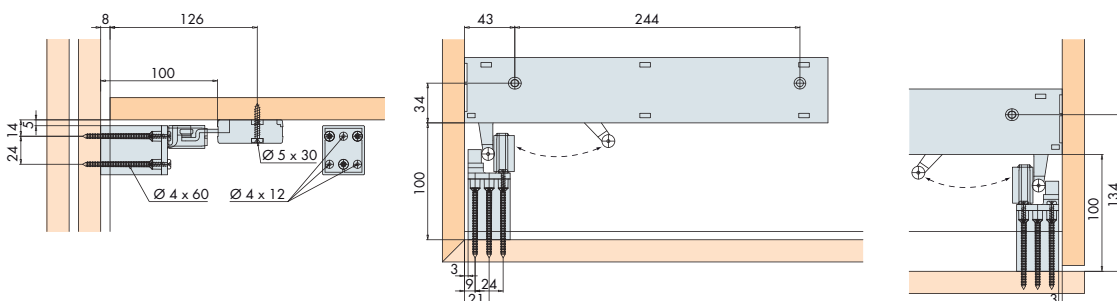
Anwendungen/ Applications/Applications	Garnituren/Sets/Garnitures		📖
EKU CLIPO 25 GR 20/20 (IF/MF)	No. 055.3042.072	+ No. 055.3043.075	42-43/44-45
EKU CLIPO 25/35 S (IF/MF)	No. 055.3042.071		18-19/20-23
EKU COMBINO 60 VF	No. 055.3042.071		82-83
EKU CLIPO 35 V (IF/VF)	No. 055.3042.071	+ No. 055.3043.071	24-25/26-27
EKU COMBINO 20/35 VF	No. 055.3042.071	+ No. 055.3043.071	66-67/72-73
EKU COMBINO 20/35 IF/MF	No. 055.3042.071	+ No. 055.3043.073	60-63/64-65/68-69/70-71
EKU COMBINO 60 IF/VF	No. 055.3042.071	+ No. 055.3043.074	76-77/80-81/82-83
EKU COMBINO L 40	No. 055.3042.072	+ No. 056.3164.071	86-87
EKU COMBINO U 50	No. 055.3042.071	+ No. 056.3171.071	88-89

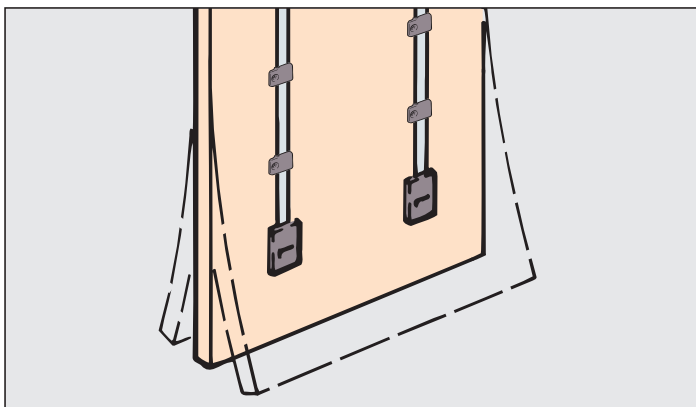
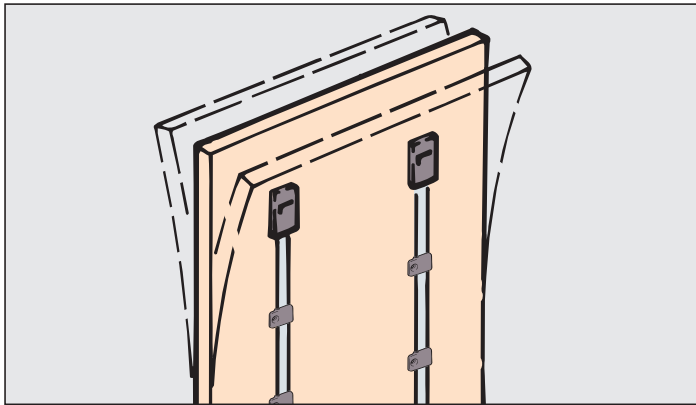
**Systeme immer für 2 Türen**  
 System always for 2 doors  
 Système toujours pour 2 portes

### EKU COMBINO L 40



### EKU COMBINO U 50

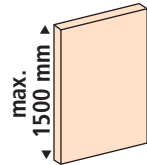
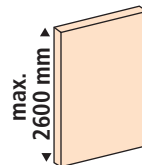





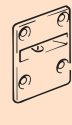

**Ausrichtbeschlag zur Stabilisierung von Schiebetüren bis 2600 mm Höhe. (Für Hartholz nicht geeignet)**

Door straightening system for stabilisation of sliding doors up to 2600 mm height. (not suitable for hard wood)


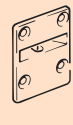

Gabarit d'alignement pour la stabilisation de portes coulissantes d'une hauteur max. de 2600 mm. (n'est pas adapté au bois dur)



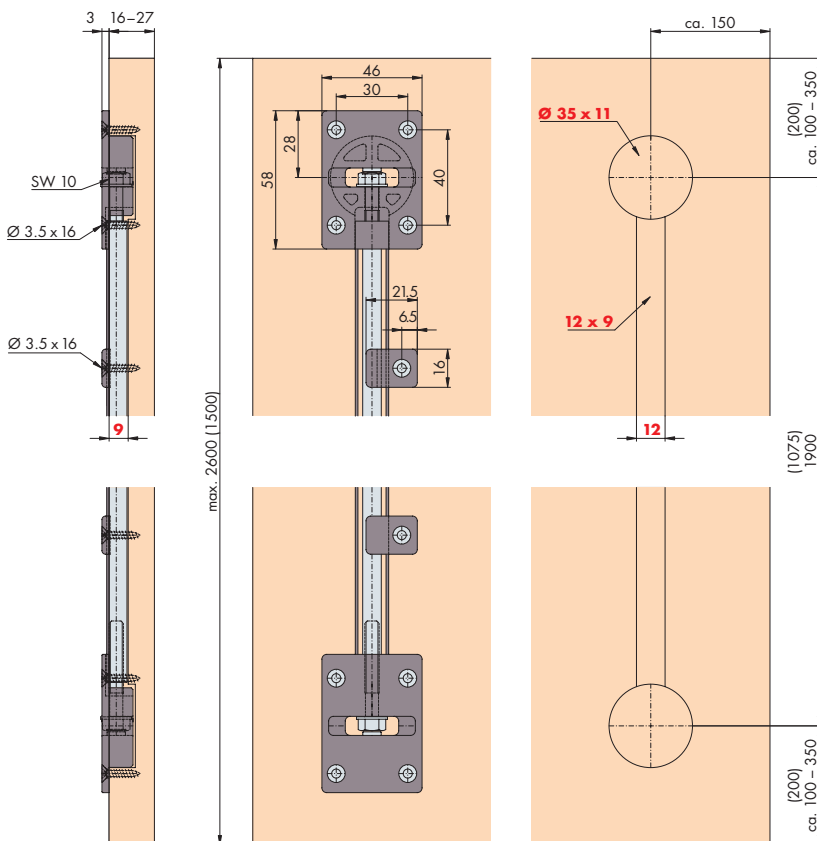
**Garnituren/Sets/Garnitures**

<b>1</b> Tür Door Porte	<b>No. 056.3027.084</b>
 L = 1863 mm	 4x
	 10x
	2x

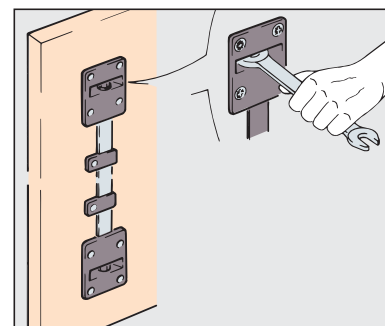
**Garnituren/Sets/Garnitures**

<b>1</b> Tür Door Porte	<b>No. 056.3027.081</b>
 L = 1038 mm	 4x
	 6x
	2x

**Einbaubeispiele / Mounting examples / Exemples de montage**



**Montage/Mounting/Montage**



- mit vormontierter Sechskantschraube im Spannprofil
- für kürzere Türen kann das Profil zugeschnitten werden
- pro Türe empfehlen wir 2 Beschläge
- with pre-mounted hex. screw in fastening strip
- the profile section can be cut to length for shorter doors
- we recommend 2 fittings per door
- avec boulon taraudeur à six pans, prémonté dans le profil de fixation
- le profil peut être coupé à longueur voulue pour les portes plus courtes
- nous conseillons 2 ferrures par porte





12 2006



Vertrieb über den Fachhandel  
Available through specialised distributors  
Distribution par le commerce spécialisé

**Per Mausclick zur  
intelligenten Schiebe-Lösung:**

With a click of the mouse  
you arrive at the intelligent  
sliding solution:

Un clic de souris et vous  
arrivez à la solution intelligente  
pour portes coulissantes:

[www.eku.ch](http://www.eku.ch)



EKU AG, Schiebelösungen, Wilerstrasse 90, 8370 Sirmach, Switzerland, Tel.+41 (0)71 96 96 100  
Fax +41 (0)71 96 96 110, office@eku.ch, Certified ISO 9001 – Member of the HAWA Group