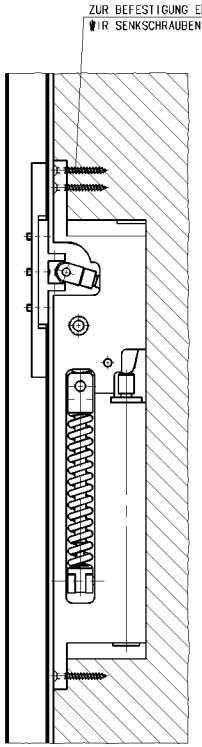

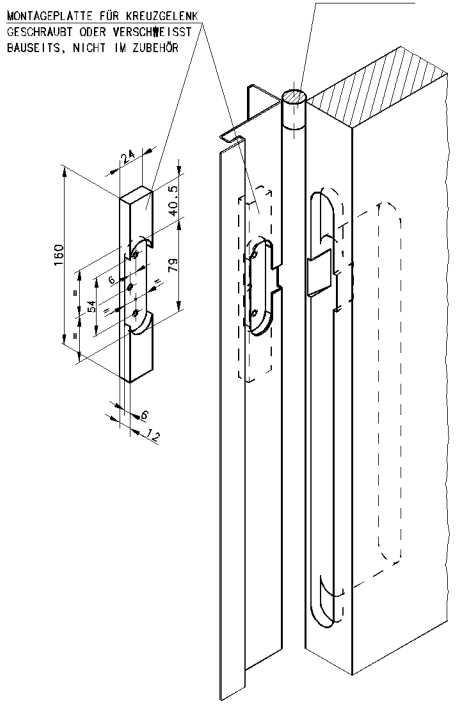

AUSNEHMUNGEN IN TÜR UND RAHMEN

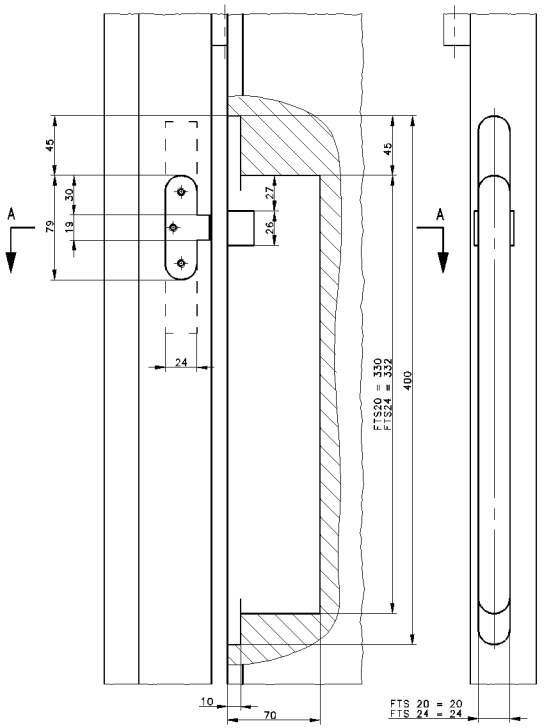

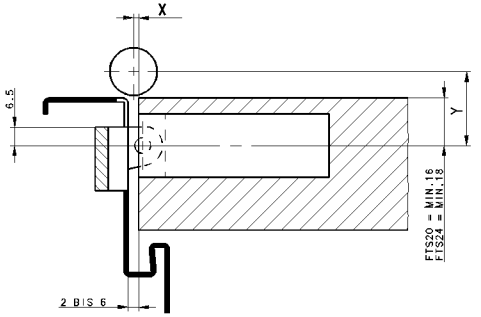

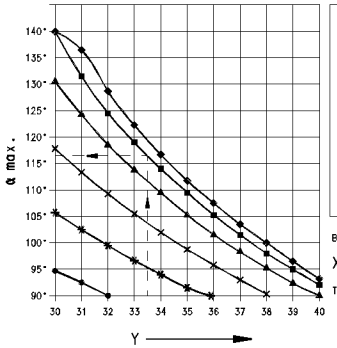

BEISPIEL:
X = 6 MM Y = 33,5 MM
TÜRÖFFNUNGSWINKEL CA. 116°

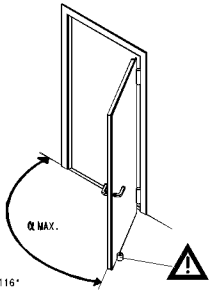

ACHTUNG
DIE MAX. ERREICHBARE TÜRÖFFNUNG IST BEIM FALZ-TÜRSCHLIESSER ABHÄNGIG VON DER LAGE DES TÜRDREHPUNKTES (SIEHE DIAGRAMM)

BEI MAX. TÜRÖFFNUNG MUSS EIN TÜRPUFFER GESETZT WERDEN

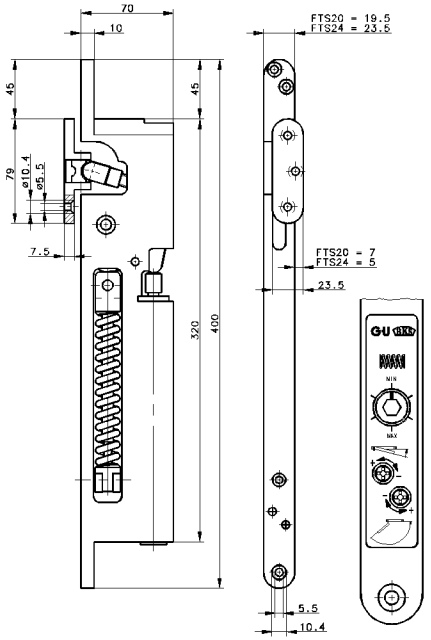

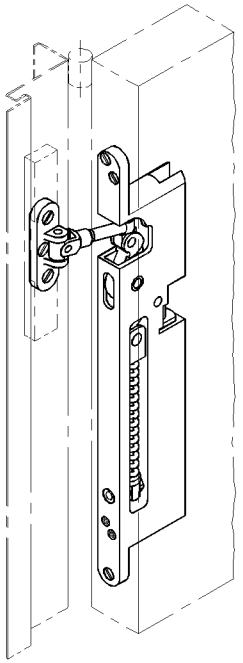

X	Y	T
2-10	30-31	1
11-25	30-34	1,5
>25	>30	0

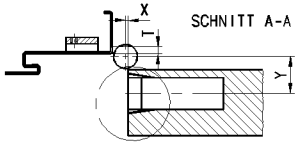

SCHNITT A-A

X	Y	B1	B2	Z
2	30-40	17,5	0	18
3	30-40	16,5	0	17
4-5	30-40	15,5	0	16
6	30-40	14,5	0	14
7	30-40	13,5	0	12
8	30-40	13	0	10
9-10	30-40	12	0	8
11-12	30-40	11	0	3
13		0	0	0
14-15	30-37	0	11	12
16-18	30-37	0	12	18
19-21	30-37	0	13	22
22-23	30-36	0	14	24
23-29	30-36	0	15	26
>29		0	0	0

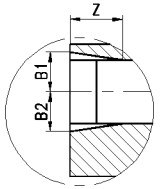

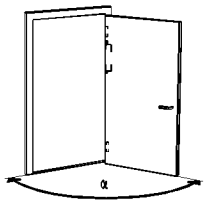

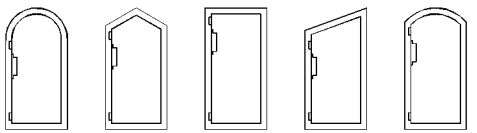

FALZ-TÜRSCHLIESSER FTS 20	1100 MM	MIN.	35 KG	K-15144
		MAX.	80 KG	
FALZ-TÜRSCHLIESSER FTS 24	1250 MM	MIN.	50 KG	K-15145
		MAX.	140 KG	
BENENNUNG	TÜRBREITE MAX.	TÜRGEWICHT		BESTELL-NR.

BENENNUNG
GU-BKS FALZ-TÜRSCHLIESSER FTS 20 UND FTS 24
IN FLÄCHENBÜNDIGER HOLZTÜR MIT STAHLZARGE

GU
GRETSCH-UNITAS GMBH
BAUBESCHLÄGE
D-71254 DITZINGEN

DIESE ZEICHNUNG DARF OHNE UNSERE VORHERIGE BESCHRÄNKUNG DRITTEN PERSONEN ODER KONKURRENZFIRMEN ZUGÄNGLICH GEMACHT WERDEN.

GES. GEPR. GEZ. 16.07.96 SCHR. ERSATZ FÜR: CAD

MASSSTAB 1:1 1:2

ZEICHNUNGS-NR. 043722

ZOR NR. PN1

AUSGABE 1. 2. . . . . BLATT

5834