

N330-4

DIN 13

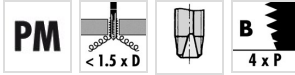
DIN 371



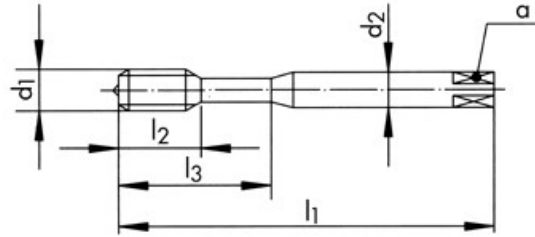
Campo d'applicazione



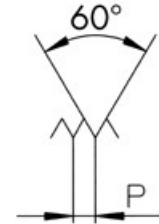
Caratteristiche



Disegno tecnico



Disegno del profilo



Dati dell'utensile

ID	D1	Ø d1	Tol	P	l1	l2	d2	a		
101565	M2.5	2,50	6H	0,450	50,0	10,0	2,80	2,1	2	2,05

Famiglia di prodotti N330-4 M2.5 6H

ID	D1	Ø d1	Tol	P	l1	l2	l3	d2	a		
101565	M2.5	2,50	6H	0,450	50,0	10,0	0	2,80	2,1	2	2,05
101567	M3	3,00	6H	0,500	56,0	12,0	18	3,50	2,7	2	2,50
101568	M3.5	3,50	6H	0,600	56,0	13,0	20	4,00	3,0	2	2,90
101569	M4	4,00	6H	0,700	63,0	14,0	21	4,50	3,4	3	3,30
101570	M5	5,00	6H	0,800	70,0	15,0	25	6,00	4,9	3	4,20
101571	M6	6,00	6H	1,000	80,0	17,0	30	6,00	4,9	3	5,00